

# B+G AVENUE BENCH

Seating » Benches




Collections: **Avenue**

# B+G AVENUE BENCH

Seating » Benches

---



# B+G AVENUE BENCH

Seating » Benches

---

Minimalist bench design. Batten top in 2 hardwood or 4 Duraslat™ colors supported by a tapered steel frame in 17 powder-coat or galvanized finishes.

---

**Description** Rectangular battens and a tapered steel frame combine to deliver a minimalist bench design that takes its cues from 20th century industrial design. The functional feel and light appearance of the Avenue bench complements and sits within most public spaces. Finishes include 2 Australian Eucalyptus hardwood or 4 Duraslat™ colors and 17 powder-coat finishes or a galvanized finish.

---

**Sustainability**

**Certified Hardwood**  
Australian Eucalyptus hardwood is sourced from sustainable forests certified by the Program for the Endorsement of Forest Certification (PEFC), the world's largest forestry certification system.

**Material Alternatives**  
We offer sustainable alternatives to hardwood, such as Duraslat™; a mineral-based composite material that contains no Volatile Organic Compounds (VOCs) and is engineered using up to 46% natural filler that is based on a renewable mineral.

**Recycled Materials**  
We locally source our steel. It means we know it uses recycled content and is 100% recyclable.

**Low Pollutants**  
Our powder-coating process doesn't emit VOCs and has Environmental Product Declarations (EPDs) that enable projects to qualify for LEED credits.

---

**Powder Coat**

**Core**  
Coreten (textured), Charcoal (satin), Silver Pearl (satin metallic), Black (satin), White (satin), Bronze (satin metallic)

**Signature**  
Deep Ocean (satin), Wedgewood (satin), Mangrove (satin), Territory Red (matt), Claypot (satin), Paperbark (satin)

**Bold**  
Sky Blue (satin), Yellow Green (satin), Pure Orange (satin), Carmine Red (satin), Zinc Yellow (satin)

---

# B+G AVENUE BENCH

Seating » Benches

---

|            |   |
|------------|---|
| Dimensions | Hardwood  |
|            | 71"W x 17"D x 18"H<br>(1800mmW x 430mmD x 460mmH) |
|            | 83"W x 17"D x 18"H<br>(2100mmW x 430mmD x 460mmH) |
|            | Duraslat™   |
|            | 71"W x 17"D x 18"H<br>(1800mmW x 430mmD x 450mmH) |
|            | 83"W x 17"D x 18"H<br>(2100mmW x 430mmD x 450mmH) |

---

|             |                                  |
|-------------|----------------------------------|
| Batten Type | Hardwood                         |
|             | Australian Eucalyptus            |
|             | Duraslat™                        |
|             | Plateau, Summit, Canyon, Outback |

---

|       |                                   |
|-------|-----------------------------------|
| Frame | Powder-coated or galvanized steel |
|-------|-----------------------------------|

---

|        |                       |
|--------|-----------------------|
| Weight | Hardwood              |
|        | 71"W<br>88lbs (40kg)  |
|        | 83"W<br>106lbs (48kg) |
|        | Duraslat™             |
|        | 71"W<br>86lbs (39kg)  |
|        | 83"W<br>95lbs (45kg)  |

---

|         |     |
|---------|-----|
| Made In | USA |
|---------|-----|

---

|           |           |
|-----------|-----------|
| Lead Time | 6-8 weeks |
|-----------|-----------|

---

|                     |                                     |
|---------------------|-------------------------------------|
| Assembly & Delivery | Shipped fully assembled on pallets. |
|---------------------|-------------------------------------|

---

|               |  |
|---------------|--|
| Fixing Detail | Surface fixed by others. Anchors not included. |
|---------------|--|

---

# B+G AVENUE BENCH

Seating » Benches

---

## Care Instructions

### Hardwood

#### Cleaning

Remove any loose surface deposits with a soft bristled brush and wipe down with fresh water and a non-abrasive cloth.

#### Oiling

Oiling of timber will postpone natural greying, repel moisture, improve mould resistance, help maintain a smooth surface texture and enhance the grain and colour.

To maintain, lightly sand rough areas of timber and brush on one coat of timber decking oil every 6 months or as required.

### Duraslat™

#### Cleaning

Clean with mild soap and water and use a soft brush to remove any dirt build-up.

### Powder-Coat

#### Cleaning

Carefully remove any loose surface deposits with a wet sponge or soft bristled brush.

Use a soft (non-abrasive) cloth or brush and a diluted solution of mild detergent and warm water.

Ensure surfaces are thoroughly rinsed with clean fresh water after cleaning to remove all residues.

Never use thinners, abrasive cleaning agents, alcohol-based, acid or alkali cleaning agents.

---

## Warranty

5-year warranty. View the [warranty](#) for more details.

---

## Additional Comments

Hardwood is treated with a UV-resistant oil finish in a light or dark tone.

---

## How to Specify


Select your length  
Select your batten finish  
Select your frame finish  
Select your fixing type

---


# B+G AVENUE BENCH

Seating » Benches

## Colour & Finish Options



Hardwood Australian  
Eucalyptus Light Oil



Hardwood Australian  
Eucalyptus Dark Oil



Duraslat™ Plateau




Duraslat™ Summit



Duraslat™ Canyon



Duraslat™ Outback



Core Powder-Coat  
Coreten Textured



Core Powder-Coat  
Charcoal Satin



Core Powder-Coat  
Silver Pearl Satin  
Metallic



Core Powder-Coat  
Black Satin



Core Powder-Coat  
White Satin



Core Powder-Coat  
Bronze Satin Metallic




Signature Powder-  
Coat Deep Ocean  
Satin




Signature Powder-  
Coat Wedgewood  
Satin



Signature Powder-  
Coat Mangrove Satin



Signature Powder-  
Coat Territory Red  
Matt



Signature Powder-  
Coat Claypot Satin



Signature Powder-  
Coat Paperbark Satin



Bold Powder-Coat  
Sky Blue Satin



Bold Powder-Coat  
Yellow Green Satin



# B+G AVENUE BENCH

Seating » Benches

---

Bold Powder-Coat  
Pure Orange Satin

Bold Powder-Coat  
Carmine Red Satin

Bold Powder-Coat  
Zinc Yellow Satin