

B+G CONNECT OBLONG HALF MEDIUM LOW BENCH



Collections: **Connect**

B+G CONNECT OBLONG HALF MEDIUM LOW BENCH



B+G CONNECT OBLONG HALF MEDIUM LOW BENCH



B+G CONNECT OBLONG HALF MEDIUM LOW BENCH



B+G CONNECT OBLONG HALF MEDIUM LOW BENCH

Modern, modular, oblong half bench seating in a medium low size with hardwood battens and a steel frame in 17 powder-coat colors.

Description	Connect oblong half medium low modular bench seating is versatile, durable, and sustainable, making it suitable for a wide range of outdoor or indoor spaces. This can be used as a stand-alone seating module or be paired with the range of 18 seating modules, consisting of geometric shapes, and interlocking elements that can transform any public space into a social hub. Connect features certified Australian Eucalyptus hardwood battens with bullnose edging and a steel frame in 17 VOC-free powder-coat colours that can be customized to suit your project.
Sustainability	<p>Certified Hardwood Australian Eucalyptus hardwood is sourced from sustainable forests certified by the Program for the Endorsement of Forest Certification (PEFC), the world's largest forestry certification system.</p> <p>Recycled Materials We locally source our steel. It means we know it uses recycled content and is 100% recyclable.</p> <p>Low Pollutants Our powder-coating process doesn't emit VOCs and has Environmental Product Declarations (EPDs) that enable projects to qualify for LEED credits.</p>
Powder Coat	<p>Core Coreten (textured), Charcoal (satin), Silver Pearl (satin metallic), Black (satin), White (satin), Bronze (satin metallic)</p> <p>Signature Deep Ocean (satin), Wedgewood (satin), Mangrove (satin), Territory Red (matt), Claypot (satin), Paperbark (satin)</p> <p>Bold Sky Blue (satin), Yellow Green (satin), Pure Orange (satin), Carmine Red (satin), Zinc Yellow (satin)</p>
Dimensions	85"W x 23"D x 18"H (2160mmW x 575mmD x 450mmH)
Batten Type	Class 1 + Select Grade Hardwood: Australian Eucalyptus with bullnose edging
Frame	Powder-coated steel
Weight	207lbs (94.3kg)

B+G CONNECT OBLONG HALF MEDIUM LOW BENCH

Made In	USA
Lead Time	6-8 weeks
Assembly & Delivery	Shipped fully assembled on pallets.
Fixing Detail	<p>Fixed by others. Fix direct to a concrete slab or through pavers and into a concrete slab.</p> <p>Depending on the location, the seating modules can be placed without them being fixed to a slab.</p> <p>It features an unenclosed side, which needs to be positioned against a vertical flat surface.</p>
Care Instructions	<p><u>Hardwood</u></p> <p>Cleaning</p> <p>Remove any loose surface deposits with a soft bristled brush and wipe down with fresh water and a non-abrasive cloth.</p> <p>Oiling</p> <p>Oiling of timber will postpone natural greying, repel moisture, improve mould resistance, help maintain a smooth surface texture and enhance the grain and colour.</p> <p>To maintain, lightly sand rough areas of timber and brush on one coat of timber decking oil every 6 months or as required.</p> <p><u>Powder-Coat</u></p> <p>Cleaning</p> <p>Carefully remove any loose surface deposits with a wet sponge or soft bristled brush.</p> <p>Use a soft (non-abrasive) cloth or brush and a diluted solution of mild detergent and warm water.</p> <p>Ensure surfaces are thoroughly rinsed with clean fresh water after cleaning to remove all residues.</p> <p>Never use thinners, abrasive cleaning agents, alcohol-based, acid or alkali cleaning agents.</p>
Warranty	5-year warranty. View the warranty for more details.
Additional Comments	Hardwood is treated with a UV-resistant oil finish in a light or dark tone.

B+G CONNECT OBLONG HALF MEDIUM LOW BENCH

How to Specify


Select your batten finish
Select your frame finish

B+G CONNECT OBLONG HALF MEDIUM LOW BENCH


Colour & Finish Options



Hardwood Australian
Eucalyptus Light Oil



Hardwood Australian
Eucalyptus Dark Oil



Core Powder-Coat
Coreten Textured




Core Powder-Coat
Charcoal Satin



Core Powder-Coat
Silver Pearl Satin
Metallic



Core Powder-Coat
Black Satin



Core Powder-Coat
White Satin



Core Powder-Coat
Bronze Satin Metallic




Signature Powder-
Coat Deep Ocean
Satin




Signature Powder-
Coat Wedgewood
Satin



Signature Powder-
Coat Mangrove Satin



Signature Powder-
Coat Territory Red
Matt



Signature Powder-
Coat Claypot Satin



Signature Powder-
Coat Paperbark Satin



Bold Powder-Coat
Sky Blue Satin



Bold Powder-Coat
Yellow Green Satin



Bold Powder-Coat
Pure Orange Satin



Bold Powder-Coat
Carmine Red Satin



Bold Powder-Coat
Zinc Yellow Satin